


All Energy Australia

Exhibition information

- Overall booth size: 36sqm (6m x 6m)
- Event Date: 25 to 26 October 2023, Wednesday & Thursday
- Event Time: 9am to 5pm
- Event Venue: Melbourne Convention & Exhibition Centre
- Setup and tear down details:

Date	Time	Activity	Description
Set up / Ingress			
Mon. 23 Oct	12pm – 10pm	Unloading & set-up for Space Only Stands	
Tues. 24 Oct	7am – 10pm	All constructions and decorations must be completed	All stands must be completely dressed and all rubbish removed by 10.00pm on Tuesday 24 October.
Last Exhibition Day & Egress / Tear Down			
Thurs. 26 Oct	6pm – 10pm	Tear Down	<ul style="list-style-type: none"> • Move-out of products will commence approx. 30 minutes after the Show close or once the halls are clear of visitors and it is safe to do so & exhibitors have their hi-vis vest on. • Space Only stands cannot commence stand dismantle until 6:00pm.
Fri. 27 Oct	7am – 2pm	Tear Down	


Booth Design Reference



**Background will only be PANTONE 2925C, not blue-green gradient*

Booth requirements

Please itemise the cost for each requirement:

Requirements	Quantity	Image reference
<p>Lightbox for logos</p> <ul style="list-style-type: none">• CHINT logo at the front of pelmet at Main Panel• CHINT Global logo at Information counter• CHINT logo above TV at Store Room	<p>1 1 1</p>	 <p>The image reference consists of two photographs. The top photograph shows a booth backdrop with a grey pelmet. A red box highlights the 'CHINT' logo on the left side of the pelmet. To the right is the 'Chint Global' logo. Below the pelmet is a display wall with three panels. The bottom photograph shows a grey information counter. A red box highlights the 'Chint Global' logo and the text 'A CHINT COMPANY' on the front of the counter.</p>

Titles/Slogan

- Lightbox
- OR
- Acrylic in white

(6 titles placed above artwork, 1 slogan will be at the pelmet)

7



Main panel (3.5m height x 6m width x 0.3m depth)




- Construction with pelmet at the top (Pelmet: 0.8m height x 6m width x 0.1m depth at the front)
 - PANTONE 7C
- LED light strip below pelmet
- Print

1

1

1



<p>Store Room (2m height x 2m width)</p> <ul style="list-style-type: none"> • Construction • Print Wrap <p>OR</p> <ul style="list-style-type: none"> • PANTONE 7C • 2 PVC boards with print, LED strip at the back (1.6m width x 0.8m height) • 1 PVC board with print (1m width x 0.8m height) <p>Door</p> <ul style="list-style-type: none"> • 0.8m width • Small circle window with a translucent do not enter sign 	<p>1</p> <p>1</p>	 
<p>Product & Brochure Display Storage Table (1m height x 6m width x 0.4m depth)</p> <p>Option 1: Standard</p> <ul style="list-style-type: none"> • 6 doors • PANTONE 7C <p>Option 2: Custom made</p> <ul style="list-style-type: none"> • Refer to dimensions in All Energy Aussie-Product Display.pdf • PANTONE 7C 	<p>1</p>	<p>Option 1:</p> 

Rental of 1 75" TV with bracket, mount on panel wall

1



White Bar Tables

2



White High Chairs (Please provide a few for us to choose)

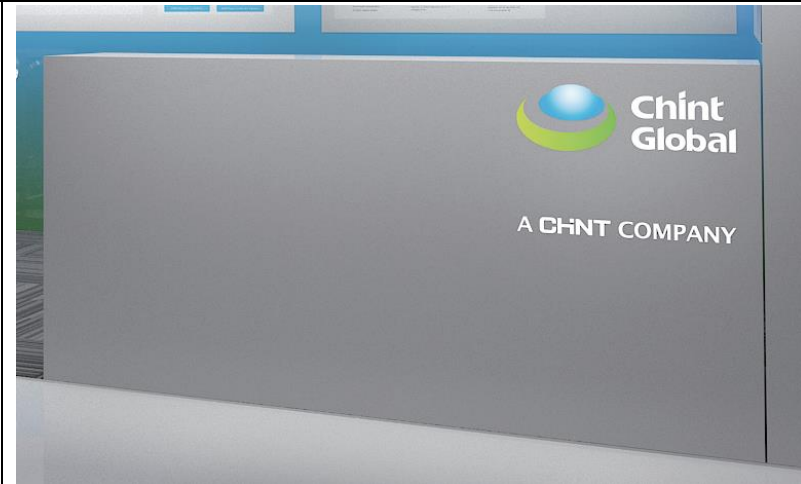
8






Reception Table with Storage Cabinets (1m height x 2m width x 0.4m depth)

- Optional: cut in near the bottom of the table for LED light belt
- PANTONE 7C

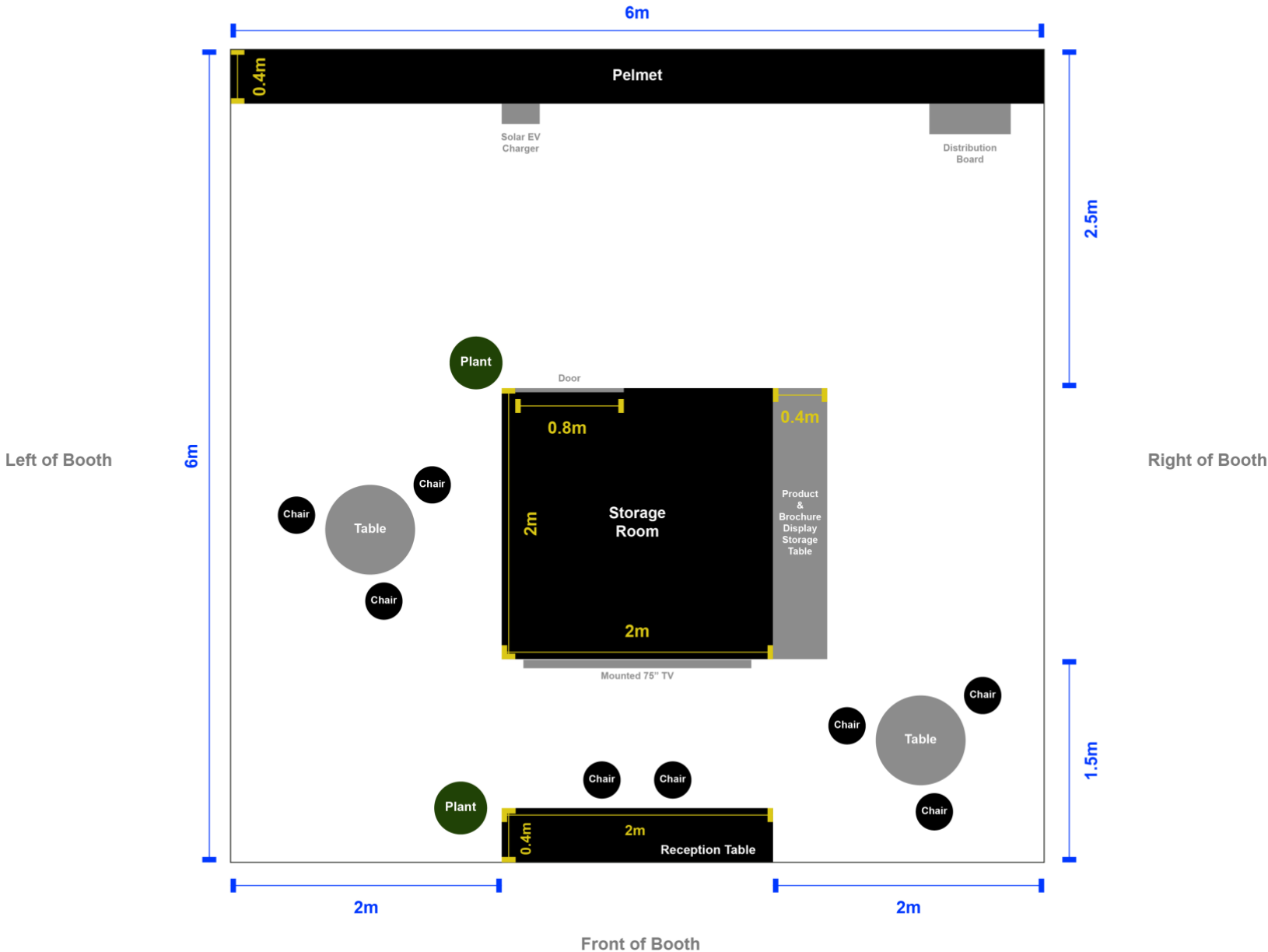
1



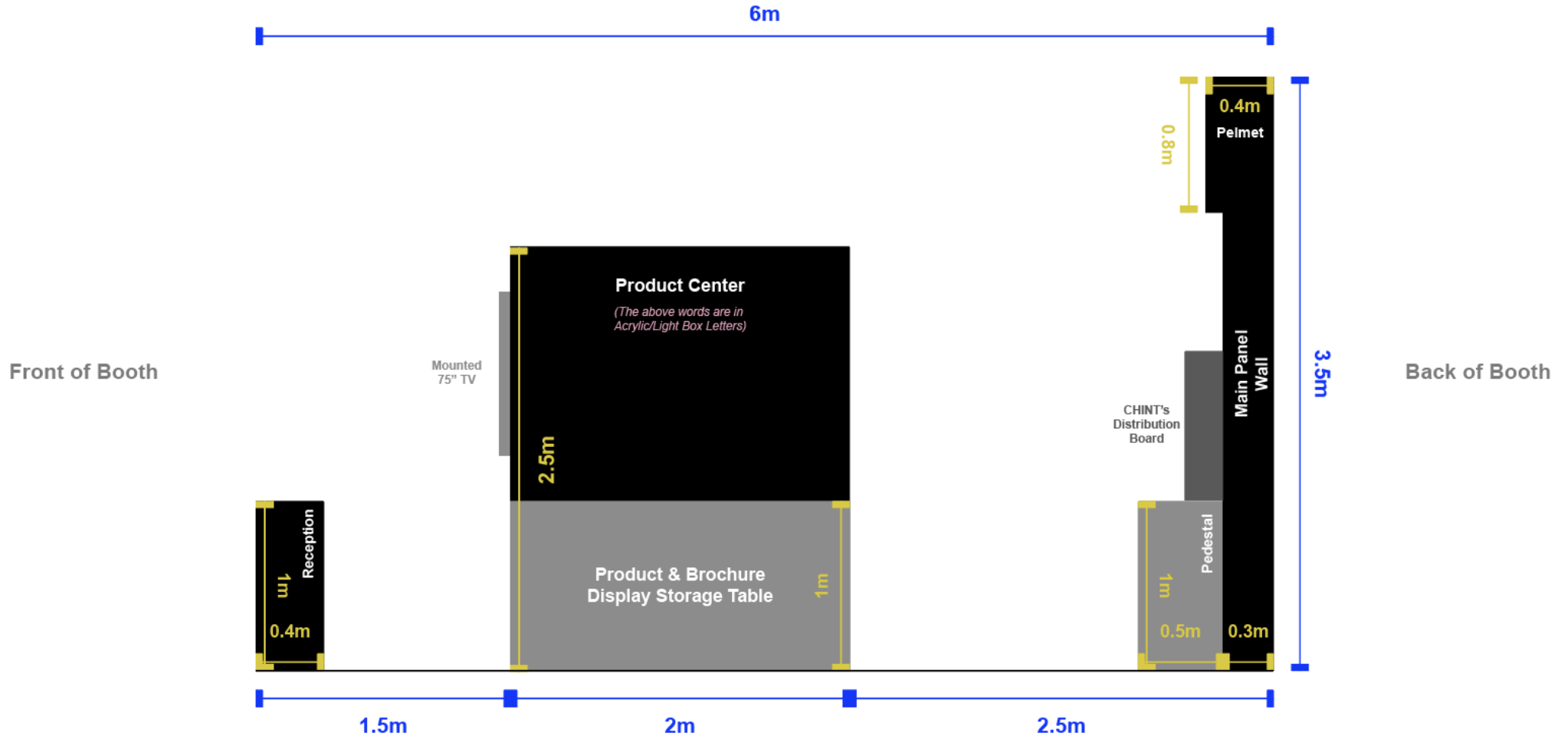
<p>Potted Plants</p>	<p>2</p>	
<p>Pedestal (1m height x 0.8m width x 0.5m depth)</p> <ul style="list-style-type: none"> • PANTONE 7C 	<p>1</p>	
<p>Plain Grey Carpet Flooring (36sqm)</p>	<p>1</p>	

Mounting of EV Charger on Main Panel	1	
Rental of Mini Fridge *Optional	1	

BIRD'S EYE VIEW



VIEW FROM RIGHT OF BOOTH



8cm

2cm

15cm

2cm

1000cm

40cm

