

Stand Space Confirmation

Koelnmesse GmbH · P.O.Box 21 07 60 · 50532 Köln · Germany

EXAKTUS, LDA
Mrs. Marta Pinto
Rua de Laborim 68
4430-128 VILA NOVA DE GAIA
PORTUGAL

IDS 2019
38th International Dental Show
Cologne, 12 - 16 March 2019

Dear Mrs. Pinto,

we refer to your application to exhibit at the trade show mentioned above.

The following space has been reserved for your company:

Space	Front metres	Depth metres	Area in sqm	Pillars
Hall 11.3 Aisle J No: 038 Aisle K No: 039 Two-corner space	10,00	3,00	30,00	0

Please refer to the enclosed detailed sketch and hall plan for the exact location of your space.

In accordance with the exhibiting conditions and space size you are entitled to 6 exhibitor's and 4 work passes without charge. These will be sent with our invoice.

Note: The enclosed hall plan reflects the current planning stage. We reserve the right to make any necessary alterations, particularly regarding the environment around your stand, before the event begins.

We look forward to a successful working relationship with you.

Yours sincerely,
Koelnmesse GmbH

Thomas Maxein
Director

Carmen Wolber
Sales Manager

Date
18.09.2018
Customer number
42012157
Order number
2000180427

Page
1

Your contact for further inquiries
Carmen Wolber

Telephone
+ 49 221 821-3893

Fax
+ 49 221 821-3271

E-Mail
c.wolber@
koelnmesse.de

Koelnmesse GmbH
Messeplatz 1
50679 Köln
P.O.Box 21 07 60
50532 Köln
Germany
Tel. + 49 221 821-0
Fax. + 49 221 821-2574
info@koelnmesse.de
www.koelnmesse.com

Executive Board:
Gerald Böse (Chief Executive Officer)
Katharina C. Hamma
Herbert Marner

Chairwoman of the Supervisory Board:
Mayor of the City of Cologne Henriette Reker

VAT Reg. No. DE 122 656 857
Tax No. 214/5810/0362

Registered office: Köln
District Court Cologne, HRB 952

Deutsche Bank AG Köln
BIC/SWIFT DEUT DE DK
Ac.no. 124 5430 00, bk.cd. 370 700 60
IBAN DE94 3707 0060 0124 5430 00

Sparkasse KölnBonn
BIC/SWIFT COLS DE 33
Ac.no. 70 142 963, bk.cd. 370 501 98
IBAN DE59 3705 0198 0070 1429 63

This text was generated automatically and is valid without a signature.

Standplan / Plan of the space

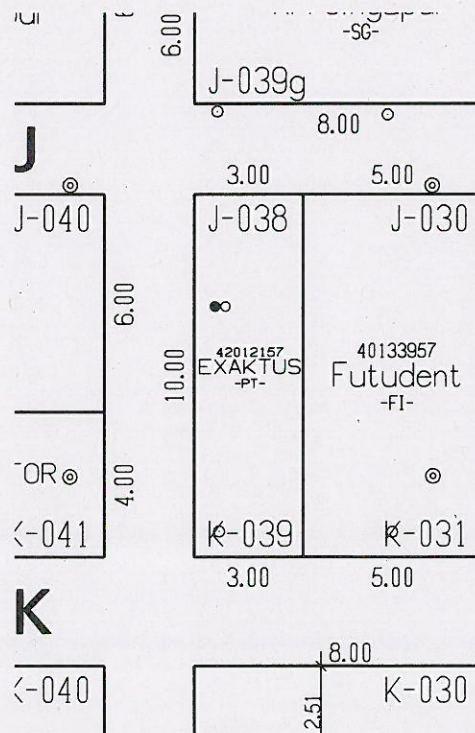
Aussteller / Exhibitor: EXAKTUS, LDA
Kunden-Nr. / Customer-No.: 42012157 **Halle / Hall:** 11.3
Auftrag-Nr. / Order-No.: 2000180427 **Stand-Nr. / Space-No.:** J-038-K-039
Standtyp / Type of space: Kopfstand / Two-corner space

Legende und wichtige Hinweise siehe Beilage! / Key description and important information see enclosed form!

Maßgebend ist nur das örtliche Aufmaß! / The layout on sites supersedes all others!

Bei einer Bodenbelastung ab 5 KN/m² ist eine Rücksprache mit der Veranstaltungstechnik unbedingt erforderlich!

Floorloaded of more than 5 KN/sqm must be approved by the Technical Department in advance!





IDS 2019 - 38. Internation

Lageplan / Floor plan

Aussteller / Exhibitor: EXAKTUS, LDA

Kunden-Nr. / Customer-No.: 42012157

Auftrag-Nr. / Order-No.: 2000180427

Standtyp / Type of space: Kopfstand / Two-corner space

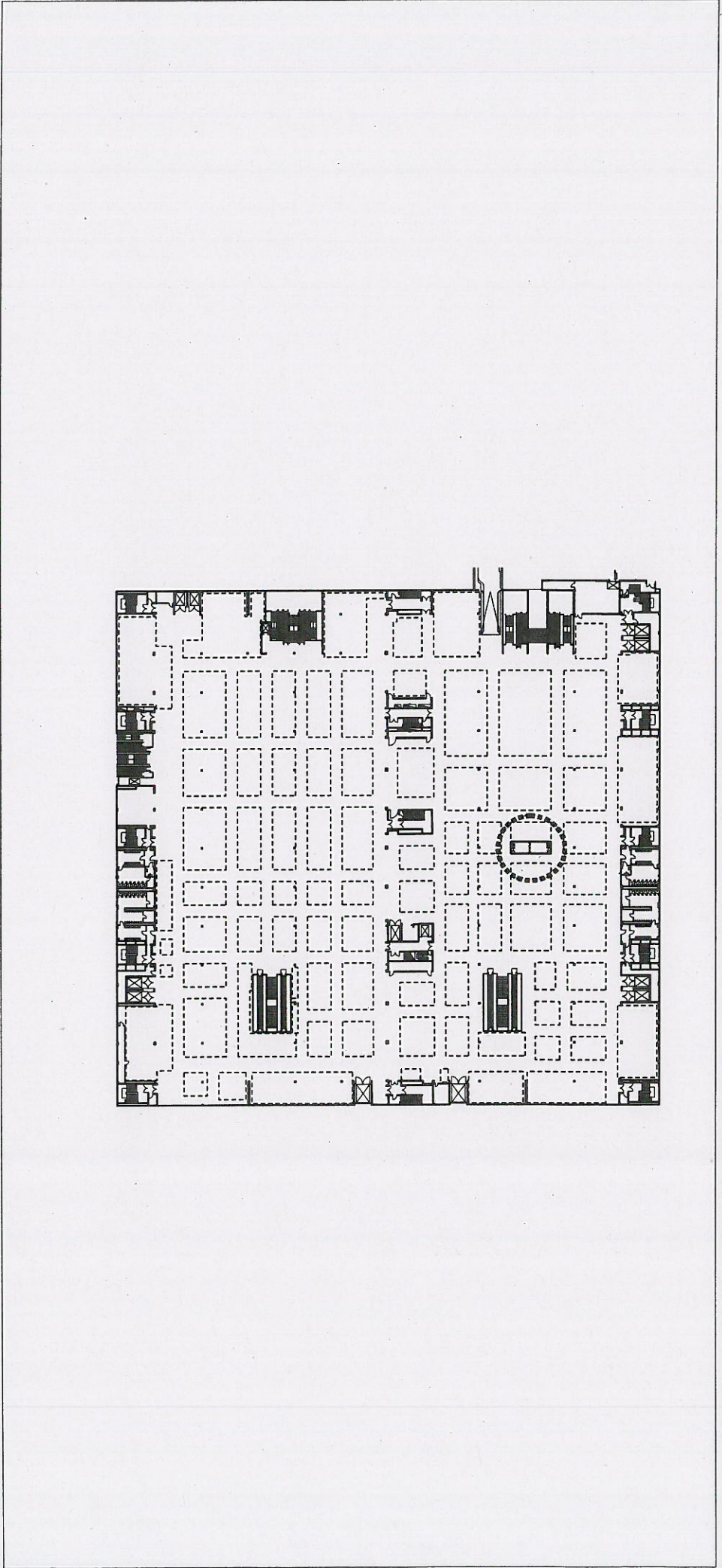
Halle / Hall: 11.3

Stand-Nr. / Space-No.: J-038-K-039



Standposition / Space allocation
Änderungen vorbehalten! / Subject to change!

koelnmesse
 Koelnmesse GmbH
 Postfach 21 07 60
 50532 Köln - Deutschland
 Tel. +49 221 821-0
 Fax +49 221 821-2574
 info@koelnmesse.de
 www.koelnmesse.de



Legende und wichtige Hinweise siehe Beilage! / Key description and important information see enclosed form!

Legende / Key

Maßgebend ist nur das örtliche Aufmass / *The layout on site supersedes all others*

Bei einer Bodenbelastung ab 5 kN/m² ist eine Rücksprache mit der Veranstaltungstechnik unbedingt erforderlich!





Floorloaded of more than 5 kN/m² must be approved by the Technical Department in advance!





Hinweis:


Der beigelegte Hallenplan gibt den Aufplanungsstand entsprechend dem aufgedruckten Datum wieder. Änderungen, insbesondere in Bezug auf das Umfeld ihres Standes bleiben vorbehalten. Eine Gewähr für den Betrieb der auf dem Hallenplan angegebenen technischen Einrichtungen, Restaurants etc. wird nicht übernommen.


Special note:


The enclosed hall plan reflects the state of planning on the date shown was issued. We reserve the right to make any necessary alterations, particularly regarding the area around your space. We cannot guarantee that the technical equipment, restaurants etc. indicated on the hall plan actually will be in operation.


	=	Hallenpfeiler <i>hall pillar</i>
LH	=	Lichte Höhe <i>clearance</i>
	=	Wasserabfluss <i>waste outlet</i>
	=	Wasserzufluss, Boden/Decke <i>water supply, floor/ceiling</i>
	=	Dampfanschluss, Boden/Decke <i>steam, floor/ceiling</i>


	=	Heizkörper <i>heating element</i>
	=	Durchbruch, Boden/Decke <i>breaking through, floor/ceiling</i>
E	=	Elektro <i>electricity</i>
	=	Lüftungsauslass <i>ventilation outlet</i>
	=	Telekommunikationsanlage <i>telephone connection</i>


	=	Telefon <i>telephone</i>
-------------------------------------------------------------------------------------	---	-----------------------------


	=	Druckluft <i>compressed air</i>
-------------------------------------------------------------------------------------	---	------------------------------------

	=	Installationskanal <i>empty conduit</i>
-------------------------------------------------------------------------------------	---	--------------------------------------------


	=	Versorgungskanal <i>supply channel</i>
-------------------------------------------------------------------------------------	---	-------------------------------------------


	=	Träger für Abhängungen <i>supports for hanging objects</i>
-------------------------------------------------------------------------------------	---	---------------------------------------------------------------


	=	Hallenwürfel <i>destination cube</i>
-------------------------------------------------------------------------------------	---	-----------------------------------------

	=	Monitor <i>monitor</i>
-------------------------------------------------------------------------------------	---	---------------------------


Müssen frei bleiben! / Are to be kept free!


	=	Installation/Tür <i>installation/door</i>
------------------------------------------------------------------------------------	---	----------------------------------------------


	=	Alu- Stahlrolläden <i>metal shutters</i>
------------------------------------------------------------------------------------	---	---------------------------------------------

	=	Hydrant <i>hydrant</i>
------------------------------------------------------------------------------------	---	---------------------------


	=	Schalter <i>switch</i>
------------------------------------------------------------------------------------	---	---------------------------


	=	Feuerlöscher <i>fire extinguisher</i>
------------------------------------------------------------------------------------	---	------------------------------------------


	=	Notausgang <i>emergency door</i>
------------------------------------------------------------------------------------	---	-------------------------------------


	=	Malerausguss <i>liquid waste outlet</i>
------------------------------------------------------------------------------------	---	--------------------------------------------


A	=	Ansaugöffnung <i>ventilation intake</i>
---	---	--------------------------------------------

	=	Tür <i>door</i>
------------------------------------------------------------------------------------	---	--------------------


	=	Feuerlöscheinrichtung <i>fire extinguishing device</i>
------------------------------------------------------------------------------------	---	-----------------------------------------------------------


	=	Feuerlöscheinrichtung mit Vorfläche <i>fire extinguishing device with floor space</i>
------------------------------------------------------------------------------------	---	------------------------------------------------------------------------------------------


	=	Regenrohr <i>water pipe</i>
------------------------------------------------------------------------------------	---	--------------------------------


	=	Co-Melder <i>carbon monoxide warning device</i>
------------------------------------------------------------------------------------	---	----------------------------------------------------

an der Hallendecke / ceiling connections

	=	Rauchabzug, Kohle/Öl <i>smoke extractor, coal/oil</i>
-------------------------------------------------------------------------------------	---	----------------------------------------------------------

	=	Rauchabzug, Gas <i>smoke extractor, gas</i>
-------------------------------------------------------------------------------------	---	------------------------------------------------

	=	Antenne <i>antenna</i>
-------------------------------------------------------------------------------------	---	---------------------------

	=	Sprinklerkopf <i>sprinkler nozzle</i>
-------------------------------------------------------------------------------------	---	------------------------------------------

